PRINCIPAL DIMENSIONS

LOA	- 9.490m	(31' 1.5")
Length (Collar)	- 9.165m	(30' 0.8")
Length (Alloy)	- 8.590m	(28' 2.2")
DWL	- 7.805m	(25' 7.3")
Beam Overall	- 3.270m	(10' 8.7")
Beam Alloy	- 2.585m	(8' 5.8")
Draught (Hull)	- 0.570m	(1' 10.5")
Draught (Engines)	- 0.890m	(2' 11.0")
Deadrise Aft	- 21.5°	
Displacement	- 4660 kg (10 273 lbs) Normal Payload	
Power	- Twin Bombardier E-Tec 250 Hp Outboards	
Sprint Speed	- +45 knots at Normal Payload	
Fuel Capacity	- 630 Litres	(166 U.S.Gallons)
Material	- Hull : 5086 H116 or H321 Aluminium Alloy	
	Collar : Hypalon - Inflatable 1880 DTX Hypalon	

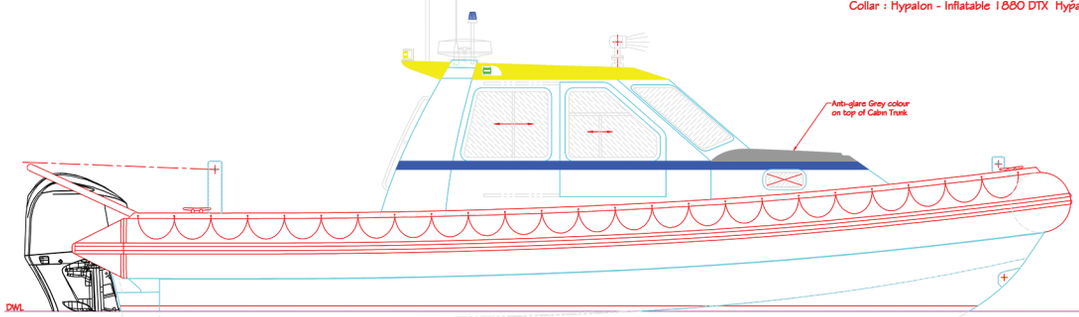

OUTBOARD PROFILE

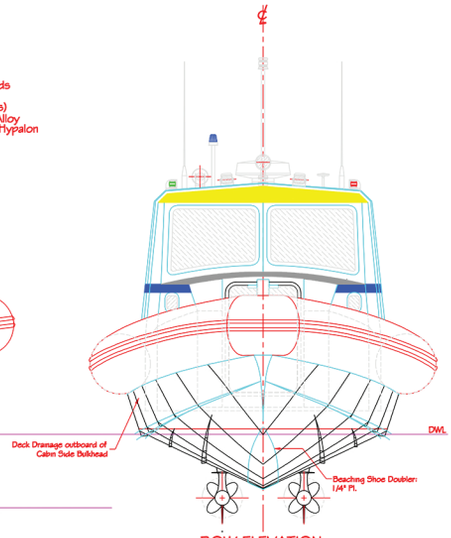

BOW ELEVATION

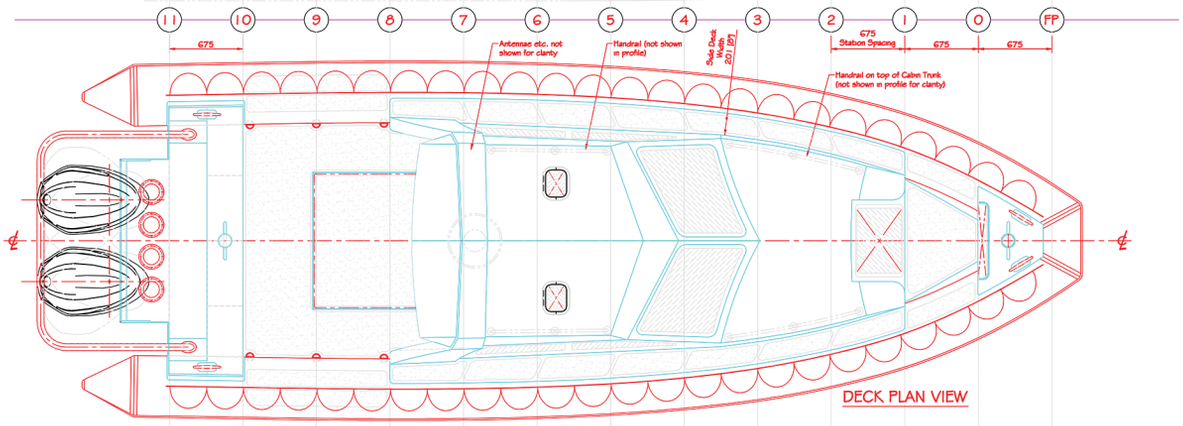

DECK PLAN VIEW

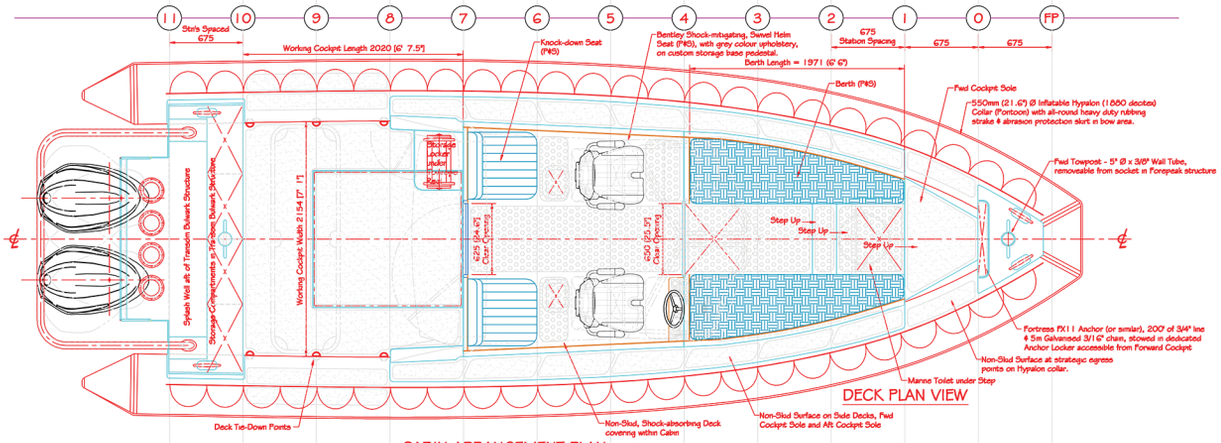

DECK PLAN VIEW

CABIN ARRANGEMENT PLAN

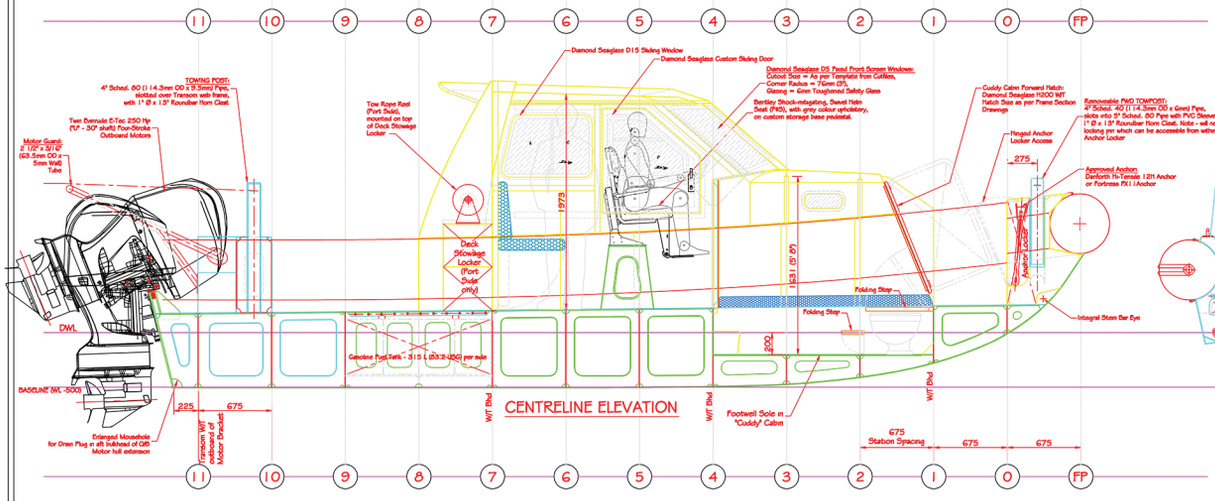

CENTRELINE ELEVATION

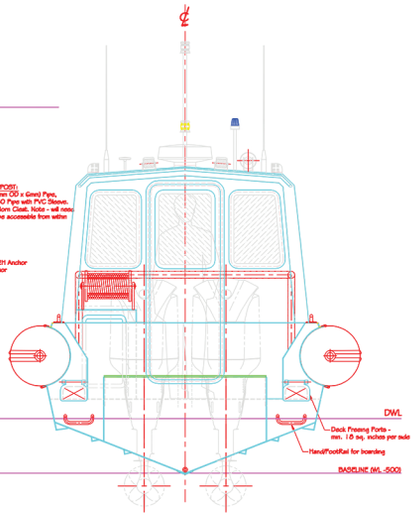

AFT ELEVATION

Issue	Date	Description/Modification	Checked
B	30/09/2009	Updated i.a.w. Final Construction Plans	DDV
A	12/05/2009	Issue for Discussion	DDV

title: GENERAL ARRANGEMENT

project: Lethal 9.5C Bow Cockpit RIB

client: Kanter Marine Inc. / RCMP, Nova Scotia

date:	drawn:	scale:
07/05/2009	DDV	1:25 @ A1
dwg #: DVD/096/001	sheet: 1 of 1	issue: B

de villiers Design
Yacht Design And Naval Architecture
West Harbour, Auckland, New Zealand
Tel/Fax: + 64 9 416 3070 Email: dvdesign@xtra.co.nz
WWW: devilliersyachtdesign.co.nz

©2009 De Villiers Design. this drawing may not be copied, communicated to any person or used for manufacture in any way without express written permission from de villiers design.